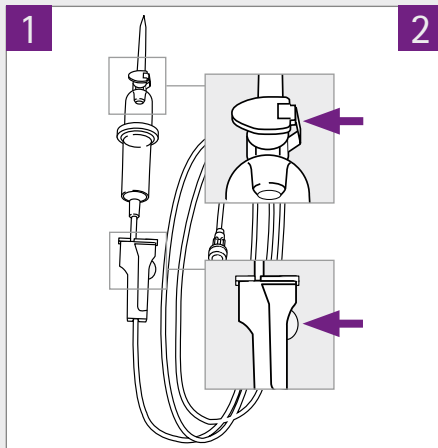
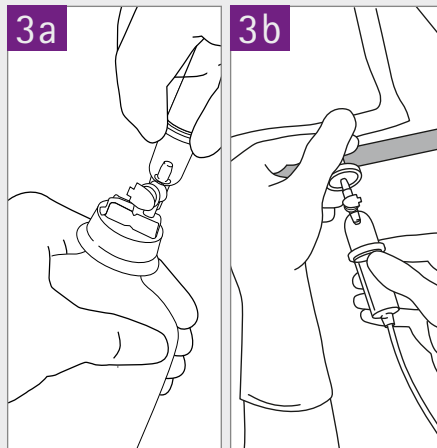


Intrafix® Handling Poster

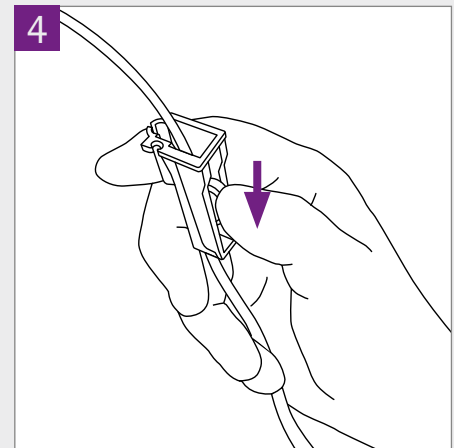
Best practice recommendation to prime Intrafix® Primeline and Intrafix® SafeSet in combination with semirigid container/bags.



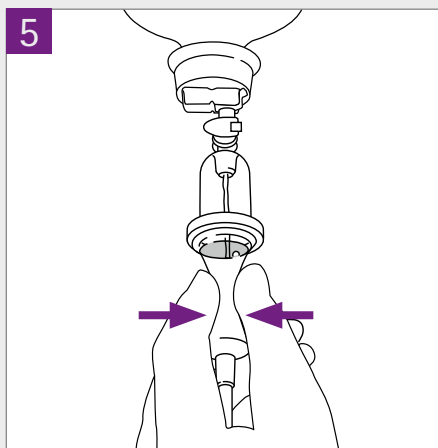
Unwrap the IV-set and check whether the green **air vent cap is closed** and the **roller clamp is open**.



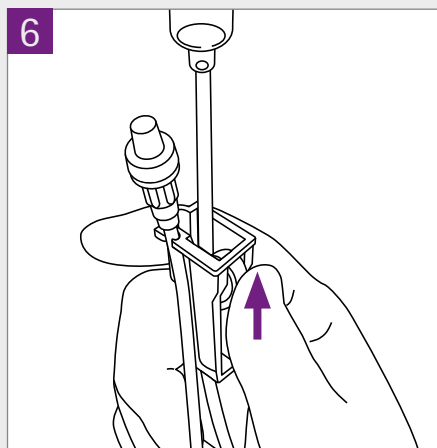
Spike the semirigid container/bag.



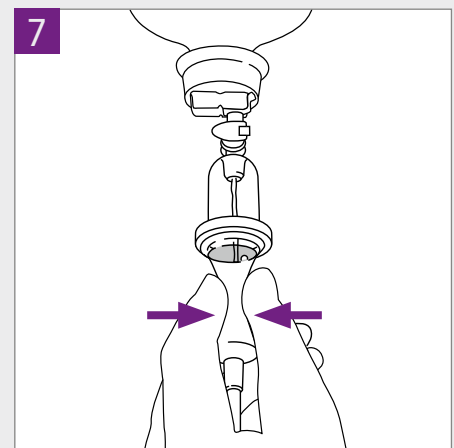
Close the roller clamp.



Turn the IV-system upside down. **Squeeze the drip chamber impulsively** and bring fluid level up to the ring of the drip chamber.



Open roller clamp. Prime the line until the end. Afterwards close the roller clamp again.



Squeeze the drip chamber impulsively once again. Remove cap and connect it to the patient connector.

www.safeinfusiontherapy.com